



CANTIDADES EN PESOS \$

DESCRIPCION	JUNIO PRESUP	JUNIO REAL	DIF	%
-------------	-----------------	---------------	-----	---

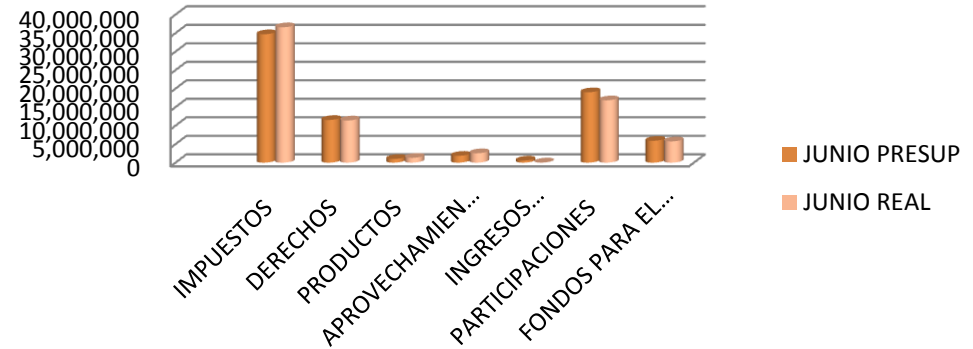
INGRESOS

IMPUESTOS	34,703,371	36,586,940	1,883,569	5
DERECHOS	11,539,142	11,403,766	-135,376	-1
PRODUCTOS	1,000,897	1,313,040	312,143	31
APROVECHAMIENTOS	1,852,318	2,545,653	693,335	37
SUMA	49,095,728	51,849,399	2,753,671	73

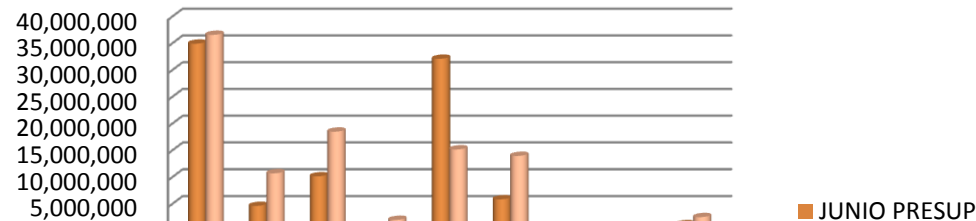
INGRESOS EXTRAORDINARIOS	566,500	46,503	-519,997	-92
PARTICIPACIONES	19,015,566	16,846,964	-2,168,602	-11
FONDOS PARA EL RAMO XXXIII	5,897,394	5,745,242	-152,152	-3
SUMA	25,479,460	22,638,708	-2,840,751	-11

TOTAL INGRESOS	74,575,187	74,488,107	-87,080	-0
-----------------------	-------------------	-------------------	----------------	-----------

**Comparativo de ingresos
Junio del 2010**



**Comparativo de egresos
Junio del 2010**



DESCRIPCION

**JUNIO
PRESUP**

**JUNIO
REAL**

DIF

%

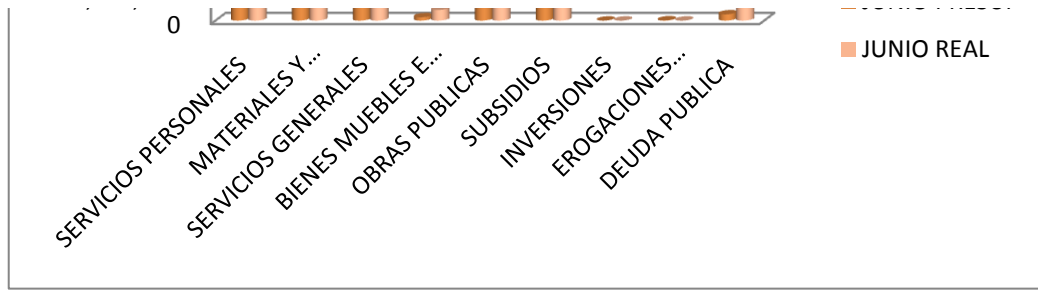
EGRESOS

GASTO CORRIENTE

SERVICIOS PERSONALES	34,902,129	36,554,742	-1,652,613	-5
MATERIALES Y SUMINISTROS	4,601,271	10,695,201	-6,093,930	-132
SERVICIOS GENERALES	10,124,022	18,474,374	-8,350,352	-82
SUMA	49,627,422	65,724,317	-16,096,895	-32

GASTO PATRIMONIAL

BIENES MUEBLES E INMUEBLES	618,211	1,997,659	-1,379,448	-223
OBRAS PUBLICAS	32,082,907	15,155,901	16,927,006	53



SUMA	32,701,118	17,153,561	15,547,557	48
-------------	-------------------	-------------------	-------------------	-----------

OTROS GASTOS

SUBSIDIOS	5,830,333	13,943,838	-8,113,505	-139
INVERSIONES	0	0	0	0
EROGACIONES EXTRAORDINARIAS	47,709	0	47,709	100
DEUDA PUBLICA	1,170,914	2,509,309	-1,338,395	-114
SUMA	7,048,956	16,453,146	-9,404,191	-133

TOTAL EGRESOS	89,377,495	99,331,024	-9,953,528	-11
----------------------	-------------------	-------------------	-------------------	------------

